

Linkable LED Bar Light

MODEL: QS-CB-403



Features

- Input 100-120V / 220-240V AC
- 2835 SMD LED
- Length 20cm / 40cm / 60cm / 80cm
- CCT 3000K/4000K/6000K adjustable through DIP switch
- Multiple bar lights can be connected via couplers
- With on/off switch under the light
- 80+ CRI
- 80lm/W
- Uniform luminance

Application

- Provides task or accent lighting in commercial, retail, hospitality and residential applications. Idea for use under cabinets, display cases, office lighting, task lighting and utility/work area

Quality LED Co., Ltd.

Add: Block A, Huilongda Industrial Park, Shilongzai, Shiyao, Bao'an, Shenzhen, China

Tel: 0086-755-23467191 Fax: 0086-755-23102191

Email: sales5@quality-led.com

Website: www.quality-led.com Website: <http://quality-led.en.alibaba.com>



5 years warranty

DATASHEET

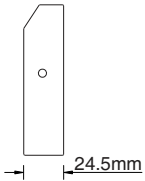

Linkable LED Bar Light

Model: QS-CB-403

Finish Color

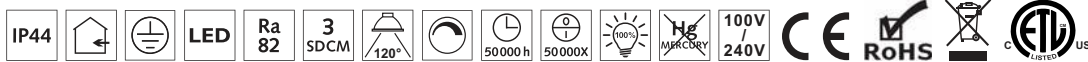


Mechanical

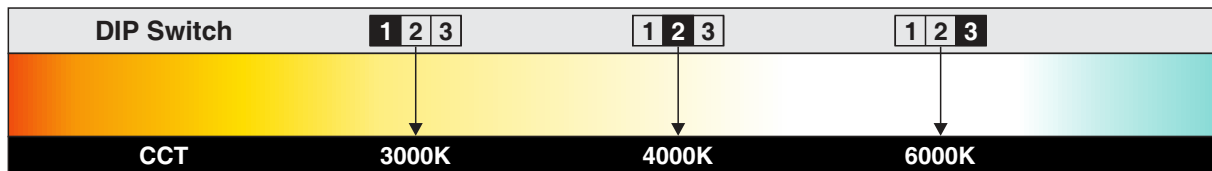


General

Color Temperature(CCT)	Switchable, 3000K / 4000K / 6000K
Power Consumption(W)	6W / 10W / 14W / 18W
Input Voltage	90-130V / 220-240V AC
Light Source	AC COB LED
Lumen	80-90lm/W
CRI (Ra)	82
Beam Angle	60°
Material	High quality plastic coated aluminum
Fixture Color	White / black / silver grey / nickle
IP Grade	IP 44
Environment	Indoor use
Operation Temperature	Max Ta=45°C
Dimming	Triac dimmable
Lifespan	50,000hrs
Certification	CE, RoHS, ETL
Warranty	5 years



Light Color Selective Through DIP Switch



MODEL	POWER	CRI	LUMEN	DIMENSION
QS-CB-403-20	6W	Ra80	80-90lm/W	200x92.5x24.5mm
QS-CB-403-40	10W	Ra80	80-90lm/W	400x92.5x24.5mm
QS-CB-403-60	14W	Ra80	80-90lm/W	600x92.5x24.5mm
QS-CB-403-80	18W	Ra80	80-90lm/W	800x92.5x24.5mm

DATASHEET

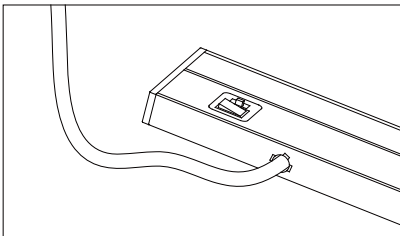
Linkable LED Bar Light

Model: QS-CB-403

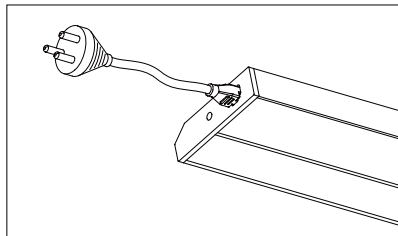
Construction

Low profile design, with on/off rocker switch and CCT selective DIP switch. It can be powered by 1500mm plug cord or directly wired through rear access plate/knockout by utilizing the included Romex connector. The two modes of connection have either-or connectors to the PCB for safety. Connect up to 10pcs with 150mm(can be customized) connector cord or 19mm mini end row connector.

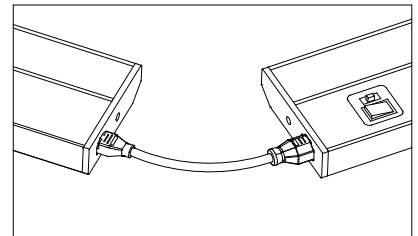
Connection Diagram



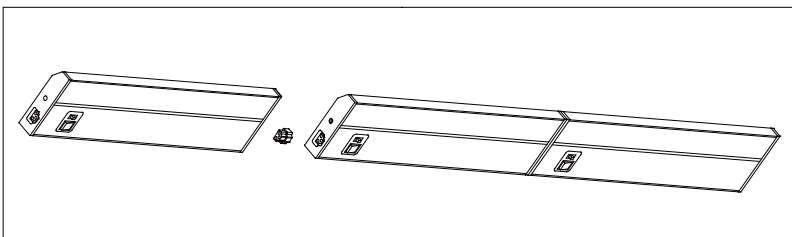
Powered by the cable from the side



Powered by plug cord

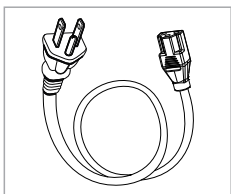


Connection with connector cord

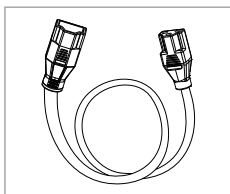


Connection with mini end row connector

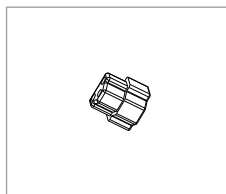
Accessories



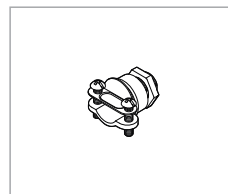
Plug Cord




Connector Cord



Mini End Row Connector



Romex Connector



Mounting Screws

DATASHEET

Linkable LED Bar Light

Model: QS-CB-403

Caution

- This product must be installed by a qualified electrician and in accordance with the appropriate wiring rules and regulations. Ensure that all electrical supplies are isolated at the switchboard before installation or maintenance of these fittings takes place.
- It is recommended that 30cm of open space be provided around the lamp housing to permit air circulation. No loose material should be left within this clearance area.
- Always wear and use protective gloves, eye wear, head wear, foot wear, clothing and other relevant safety wear/equipment when handling/installing LED bar light.
- Do not install or operate LED bar light into a completely sealed fixture. LED bar light should only be installed in an area that has clear cold air flow.
- Do not install or operate LED bar light in an environment that has humidity levels above 70%.

Packaging

Model	QS-CB-403-20	QS-CB-403-40	QS-CB-403-60	QS-CB-403-80
Packaging Measurement	Master Carton	Master Carton	Master Carton	Master Carton
Unit per Carton	40pcs	20pcs	20pcs	10pcs
Dimension	42*39*25cm	45*39*22cm	65*39*22cm	85*20*22cm
Net Weight / Gross Weight	19.2kgs / 21kgs	14kgs / 15.5kgs	18kgs / 20kgs	12kgs / 14kgs

Warranty

Quality LED Warrants to its customers who purchase its LED fixtures that the products are free from defects in material and workmanship from the date of shipment. During warranty period, Quality LED, at their discretion, agrees and shall be obligated to a limit of refund of the purchase price of the products or replacement of fixtures.

This limited warranty will not apply to loss or damage to the product caused by: damage due to fire or acts of God; vandalism; civil disturbances; accident; failure to follow installation, operating or maintenance. This limited warranty excludes field labor and service charges related to the repair or replacement of the Product.

Complete warranty details for fixtures are available. Please contact our salesperson.